

Field Sobriety Tests

Being pulled over under suspicion of a **DUI** can be terrifying. If you decide to participate in a field sobriety test, you can expect do to any and potentially all of the following:

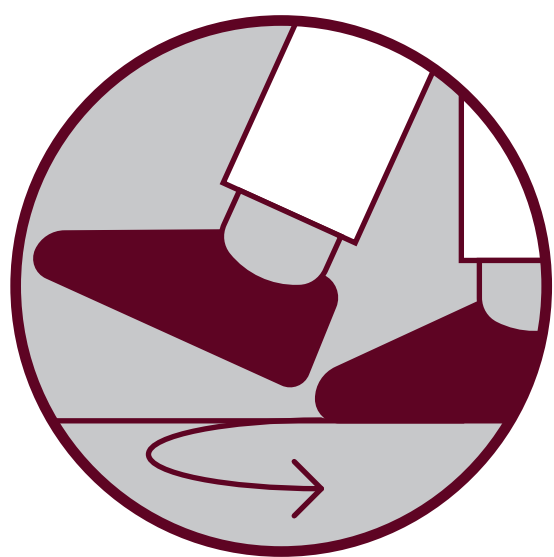
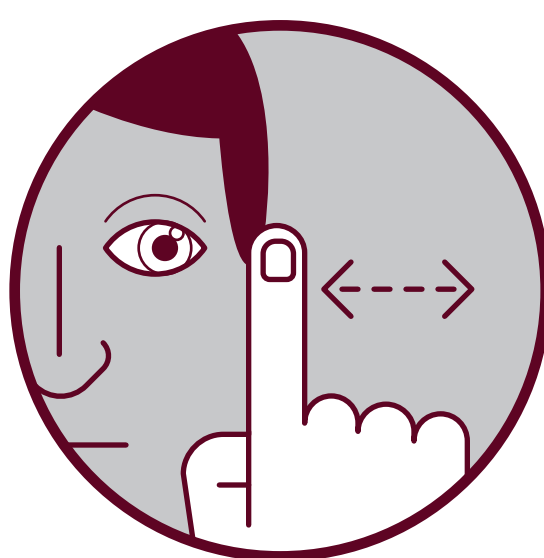


HAND-HELD BREATHALYZERS

A breathalyzer test will provide the officer with an estimated measurement of the BAC (blood alcohol content.)

HORIZONTAL GAZE NYSTAGMUS (THE EYE TEST)


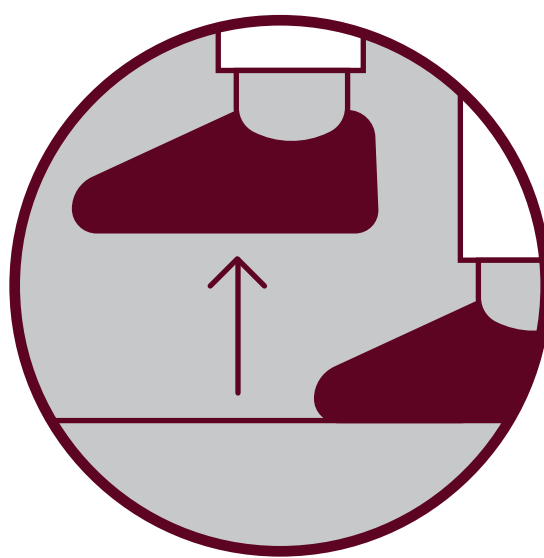
The officer will watch your eyes as you try to follow his/her finger to see if you show signs of nystagmus (indicating alcohol impairment).



WALK AND TURN

This test is conducted to see if you are able to walk heel-to-toe, turn around, and then continue to walk heel-to-toe.


ONE LEG STAND
With this test, the officer will be watching to see if your balance is intact, possibly while discussing another topic to see if it throws you off. (Divided attention test)



FINGER TO NOSE

You will be asked to touch your nose, while your eyes are closed and you are standing up straight with your head held back. The officer will be checking to see if your hand does not touch your nose.

REVERSE ALPHABET OR NUMBER COUNT
Although these methods are often used in potential DUI cases, Field sobriety tests are not always reliable. It's important to immediately contact an attorney to discuss your case.



If you are in need of legal representation after being charged with a **DUI**, do not hesitate to contact the attorneys at **Greenberg & Greenberg.**

Visit our website at danielgreenberglaw.com or call us at (951) 274-0003.



**GREENBERG
& GREENBERG**
A PROFESSIONAL LAW CORPORATION